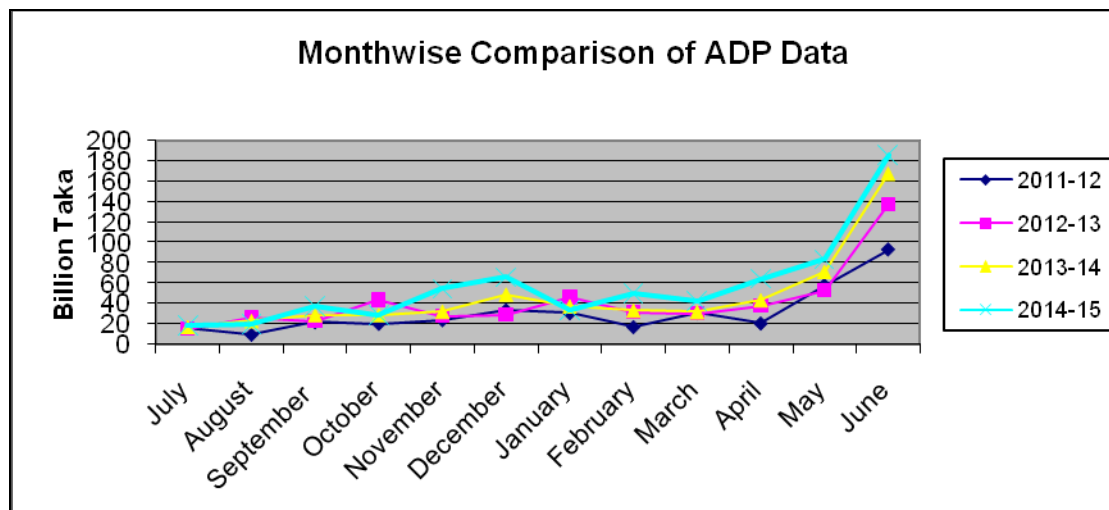


RADP Allocation and its Expenditure in Different Months (July'14-June'2015)

(Taka in Billion)

Allocation		Expenditure											
Fiscal year	ADP/RADP	July Amount (%)	August Amount (%)	September Amount (%)	October Amount (%)	November Amount (%)	December Amount (%)	January Amount (%)	February Amount (%)	March Amount (%)	April Amount (%)	May Amount (%)	June Amount (%)
2011-12	460.00	16.32	9.89	22.14	20.57	24.21	33.90	30.81	17.34	30.99	20.92	58.44	93.19
	410.80	4%	2%	5%	4%	5%	7%	7%	(4%)	7%	5%	14%	23%
2012-13	550.00	15.32	26.19	22.30	43.48	27.73	29.28	46.07	31.59	30.22	37.56	52.83	137.69
	523.66	3%	5%	4%	8%	5%	5%	8%	6%	5%	7%	10%	26%
2013-14	658.70	17.44	23.37	29.13	29.12	32.50	49.31	37.69	33.62	32.11	43.75	71.53	167.65
	600.00	3%	4%	4%	4%	5%	7%	6%	5%	5%	7%	12%	28%
2014-15	803.15	18.47	19.69	37.71	28.51	54.70	65.86	33.64	50.44	42.52	64.40	83.37	186.01
	*750.00	2%	2%	5%	4%	7%	8%	4%	6%	5%	9%	11%	25%

*Total RADP Allocation (Except Self Finance) in 2014-15 = 750.00 Billion.



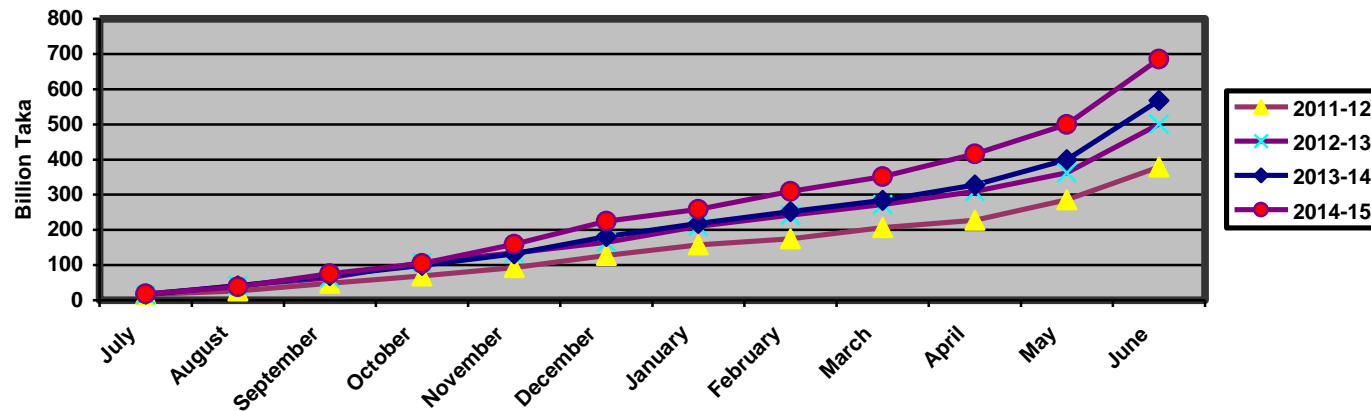
Cumulative RADP Expenditure (July'14-June'2015)

(Taka in Billion)

Allocation		Expenditure											
Fiscal year	ADP RADP	July Amount (%)	August Amount (%)	September Amount (%)	October Amount (%)	November Amount (%)	December Amount (%)	January Amount (%)	February Amount (%)	March Amount (%)	April Amount (%)	May Amount (%)	June Amount (%)
2010-11	385.00	8.36	23.00	33.99	54.24	78.90	102.81	126.41	141.72	175.09	209.09	258.49	329.49
	358.80	2%	6%	9%	14%	20%	27%	33%	37%	45%	60%	72%	92%
2011-12	460.00	16.32	26.21	48.35	68.92	93.13	127.03	157.84	175.18	206.17	227.09	285.53	378.72
	410.80	4%	6%	11%	15%	20%	28%	34%	38%	45%	55%	70%	92%
2012-13	550.00	15.32	41.51	63.81	107.29	135.02	164.30	210.37	241.96	272.18	309.74	362.57	500.26
	523.66	3%	8%	12%	20%	25%	30%	38%	44%	49%	54%	69%	96%
2013-14	658.70	17.44	40.81	69.94	99.06	131.56	180.87	218.56	252.18	284.29	328.04	399.82	567.47
	600.00	3%	6%	11%	15%	20%	27%	33%	38%	43%	55%	67%	95%
2014-15	803.15	18.47	38.16	75.87	104.38	159.08	224.94	258.58	309.02	351.54	415.94	499.31	685.32
	*750.00	2%	5%	9%	13%	20%	28%	32%	38%	43%	55%	67%	91%

***Total RADP Allocation (Except Self Finance) in 2014-15 = 750.00 Billion.**

Cumulative RADP Expenditure



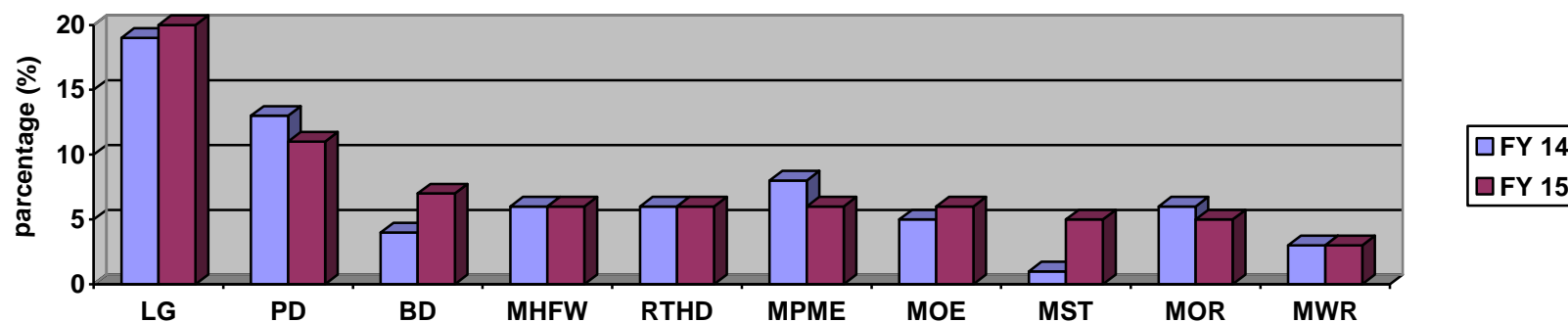
2.1 10 Ministries with Highest RADP Allocation in FY 2014-15:

(Taka in Billion)

Sl. No.	Ministry/Division	FY 2013-14		FY 2014-15	
		Allocation	Percentage of Total National Dev. Budget	Allocation	Percentage of Total National Dev. Budget
1.	Local Government Division	114.25	19%	148.60	20%
2.	Power Division	79.30	13%	82.76	11%
3.	Bridges Division	20.90	4%	52.99	7%
4.	M/O Health and Family Welfare	38.18	6%	45.62	6%
5.	Road Transport and Highways Division	36.46	6%	43.96	6%
6.	M/O Primary & Mass Education	45.29	8%	43.33	6%
7.	Ministry of Education	31.48	5%	41.42	6%
8.	Ministry of Science and Technology	6.70	1%	37.19	5%
9.	Ministry of Railway	36.69	6%	34.50	5%
10.	Ministry of Water Resources	20.00	3%	21.41	3%

***Total RADP Allocation (Except Self Finance) in 2014-15 = 750.00 Billion.**

Ten Ministries With Highest RADP Allocation in FY 2014-15



2.2 ADP Expenditure (Up to June'15) of Highest RADP Allocated 10 Ministries:

(Taka in Billion)

Sl. No	Ministry/Division	FY 2013-14		FY 2014-15		Change from FY 2013-14 to FY 2014-15 Expenditure +/-	Position according to highest ADP Expenditure among all Ministry/Division
		Up to June '14 ADP Expenditure	% of Total Allocation	Up to June '15 ADP Expenditure	% of Total Allocation		
1.	Power Division	78.29	99%	83.31	100%	1%	5 th
2.	Ministry of Science and Technology	6.62	99%	37.13	100%	1%	7 th
3.	Road Transport and Highways Division	36.26	99%	43.81	100%	1%	9 th
4.	Ministry of Railway	35.34	96%	34.32	99%	3%	11 th
5.	Ministry of Education	30.30	96%	41.11	99%	3%	14 th
6.	M/O Primary & Mass Education	44.86	99%	41.85	97%	-2%	21 st
7.	Local Government Division	108.03	95%	142.50	96%	1%	23 th
8.	Ministry of Water Resources	19.71	98%	20.25	95%	-3%	28 th
9.	Bridges Division	20.05	96%	47.97	91%	-5%	33 th
10.	M/O Health and Family Welfare	34.61	90%	38.58	85%	-5%	40 th

ADP Expenditure Of Highest ADP Allocation 10 Ministries (Up to June'15)

