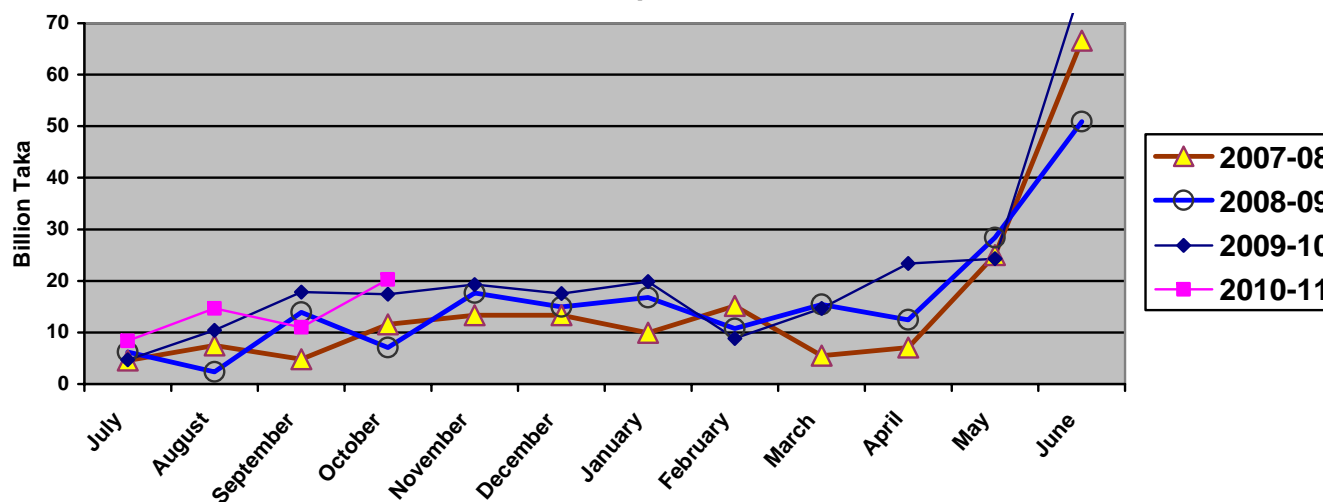


1.1 ADP Allocation and its Expenditure in Different Months (July'10-October'10)

(Taka in Billion)

Allocation		Expenditure											
Fiscal year	ADP/RADP	July Amount (%)	August Amount (%)	September Amount (%)	October Amount (%)	November Amount (%)	December Amount (%)	January Amount (%)	February Amount (%)	March Amount (%)	April Amount (%)	May Amount (%)	June Amount (%)
2007-08	265.00 225.00	4.58 (1.7%)	7.49 (2.8%)	4.81 (1.90%)	11.55 (4.4%)	13.33 (5.0%)	13.30 (5.0%)	9.94 (3.8%)	15.12 (5.7%)	5.49 (2.1%)	7.09 (2.7%)	25.00 (11.1%)	66.61 (29.6%)
2008-09	256.00 230.00	6.21 (2.4%)	2.31 (0.9%)	13.90 (5.4%)	7.07 (3%)	17.62 (7%)	14.95 (5.8%)	16.79 (6.5%)	10.74 (4.2%)	15.42 (6.02)	12.43 (4.8%)	28.39 (12.3%)	50.92 (22.1%)
2009-10	305.00 285.00	4.66 2%	10.42 3%	17.85 6%	17.4 6%	19.28 6%	17.52 6%	19.86 7%	8.81 3%	14.64 5%	23.35 8%	24.29 9%	77.41 27%
2010-11	385.00	8.36 2%	14.64 4%	10.99 3%	20.25 5%								

Monthwise Comparison of ADP Data



*উৎসঃ ডাটা বেইজ, অর্থ বিভাগ।

1.2 Cumulative ADP Expenditure (July'10- October'10)

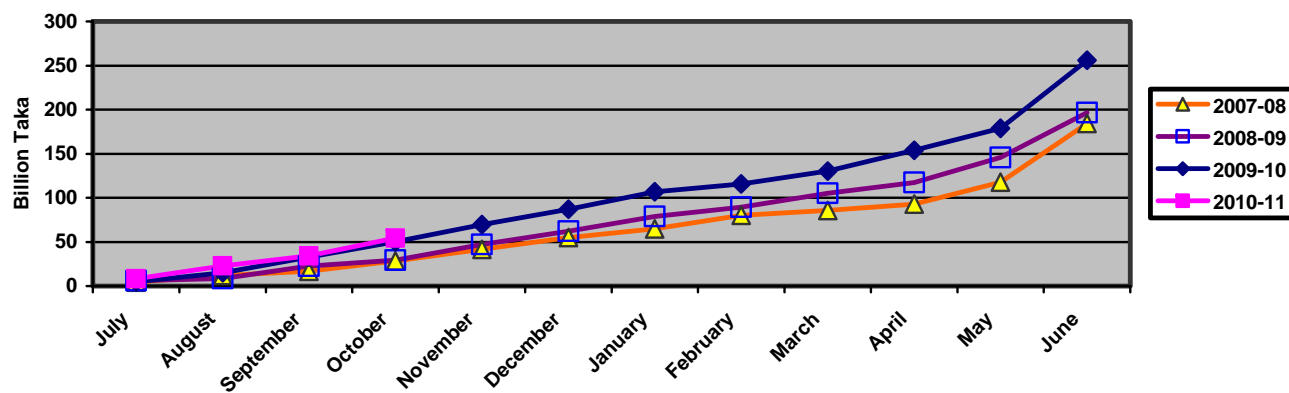
(Taka in Billion)

Allocation		Expenditure											
Fiscal year	ADP/RADP	July Amount (%)	August Amount (%)	September Amount (%)	October Amount (%)	November Amount (%)	December Amount (%)	January Amount (%)	February Amount (%)	March Amount (%)	April Amount (%)	May Amount (%)	June Amount (%)
2007-08	265.00 225.00	4.58 (1.5%)	12.07 (4.5%)	16.88 (6.4%)	28.43 (10.7%)	41.76 (15.8%)	55.06 (20.7%)	65.00 (24.5%)	80.12 (30.23%)	85.61 (32.3%)	92.70 (35.0)	117.70 (52.3%)	184.31 (81.9%)
2008-09	256.00 230.00	6.21 2.4%	8.52 (3.3%)	22.42 (9 %)	29.49 (12%)	47.11 (18.5%)	62.06 (24.2%)	78.85 (31%)	89.59 (35%)	105.01 (41%)	117.44 (46%)	145.83 63%	196.75 (86%)
2009-10	305.00 285.00	4.66 2%	15.08 5%	32.93 11%	50.33 17%	69.61 23%	87.13 29%	106.99 35%	115.80 38%	130.44 43%	153.79 54%	178.71 63%	256.12 90%
2010-11	385.00	8.36 2%	23.00 6%	33.99 9%	54.24 14%								

* Expenditure Shown against ADP from July-April of respective 4 years

** Expenditure Shown against RADP from May-June of respective 3 year

Cumulative ADP Expenditure



*উৎসঃ ডাটা বেইজ, অর্থ বিভাগ।

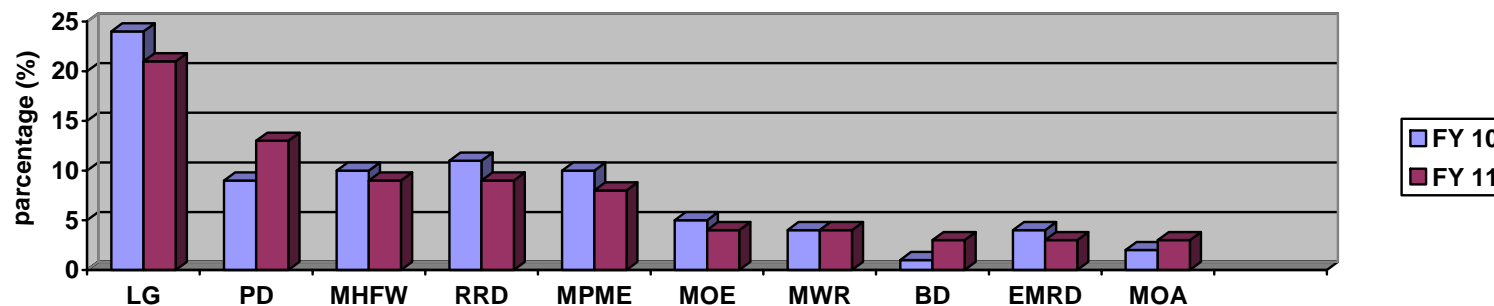
2.1 10 Ministries with Highest ADP Allocation in FY 2009-10:

(Taka in Billion)

Sl. No.	Ministry/Division	FY 2009-10		Current FY 2010-11	
		Allocation	Percentage of Total National Dev. Budget	Allocation	Percentage of Total National Dev. Budget
1.	Local Government Division	69.57	24 %	81.78	21%
2.	Power Division	26.58	9 %	49.95	13%
3.	M/O Health and Family Welfare	28.29	10 %	34.73	9%
4.	Roads and Railway Division	30.30	11 %	34.02	9%
5.	M/O Primary & Mass Education	28.23	10 %	32.07	8%
6.	Ministry of Education	14.30	5 %	16.86	4%
7.	Ministry of Water Resources	12.54	4 %	14.07	4%
8.	Bridges Division	3.85	1 %	12.77	3%
9.	Energy & Mineral R. Division	10.92	4 %	10.80	3%
10.	Ministry of Agriculture	5.36	2 %	10.54	3%
Total:		235.53	82 %	297.59	77%

Total ADP Allocation in 2010-11 = 385.00 Billion.

Ten Ministries With Highest ADP Allocation in FY 2009-10



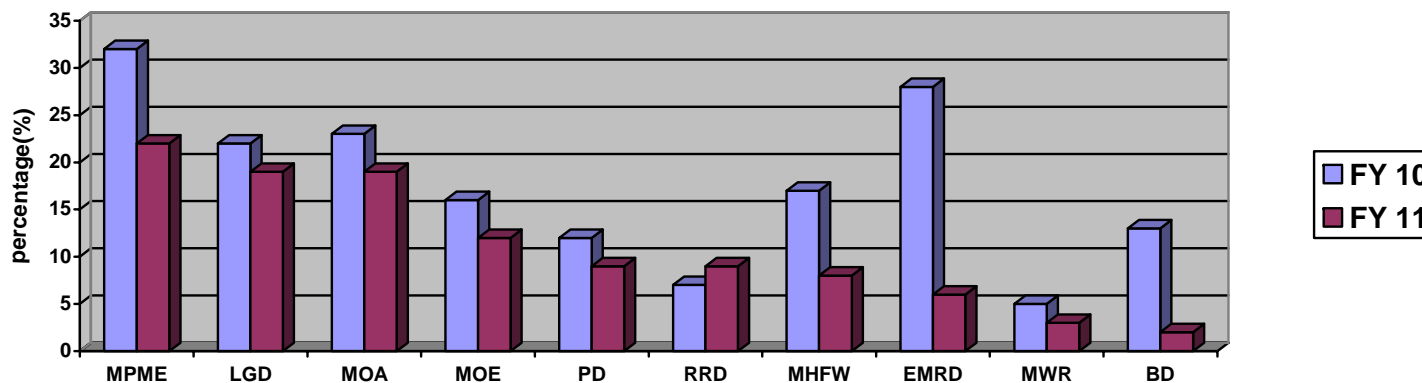
*উৎসঃ ডাটা বেইজ, অর্থ বিভাগ।

2.2 ADP Expenditure (Up to October '2010) of Highest ADP Allocated 10 Ministries:

(Taka in Billion)

Sl. No	Ministry/Division	FY 2009-10		Current FY 2010-11		October '09 to October '10 Expenditure +/-	Position according to highest ADP Expenditure among all Ministry/Division
		Up to October '09 ADP Expenditure	% of Total Allocation	Up to October '10 ADP Expenditure	% of Total Allocation		
1.	M/O Primary & Mass Education	9.23	32%	7.16	22%	-10%	7 th
2.	Local Government Division	14.92	22%	15.69	19%	-3%	9 th
3.	Ministry of Agriculture	2.02	23%	2.00	19%	-4%	10 th
4.	Ministry of Education	1.77	16%	2.03	12%	-4%	17 th
5.	Power Division	4.36	12%	4.44	9%	-3%	22 nd
6.	Roads and Railway Division	2.02	7%	2.95	9%	2%	23 rd
7.	M/O Health and Family Welfare	5.24	17%	2.78	8%	-9%	26 th
8.	Energy & Mineral R. Division	1.94	28%	0.68	6%	-22%	32 nd
9.	Ministry of Water Resources	0.49	5%	0.35	3%	-2%	39 th
10.	Bridges Division	1.00	13%	0.19	2%	-11%	42 nd

ADP Expenditure Of Highest ADP Allocation 10 Ministries (Up to October '2010)



*উৎসঃ ডাটা বেইজ, অর্থ বিভাগ।