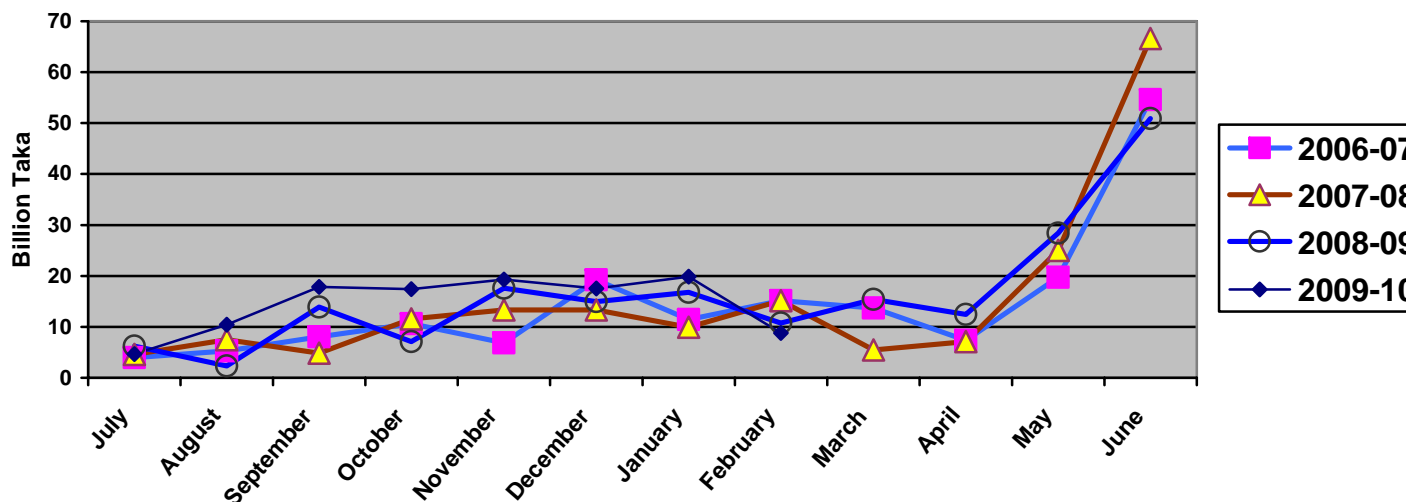


1.1 ADP Allocation and its Expenditure in Different Months (July'09-February'10)

(Taka in Billion)

Allocation		Expenditure											
Fiscal year	ADP/ RADP	July Amount (%)	August Amount (%)	September Amount (%)	October Amount (%)	November Amount (%)	December Amount (%)	January Amount (%)	February Amount (%)	March Amount (%)	April Amount (%)	May Amount (%)	June Amount (%)
2006-07	260.00 216.00	3.97 (1.5%)	5.25 (2.1%)	8.07 (3.1%)	10.63 (4.0%)	6.86 (2.63%)	19.21 (7.4%)	11.43 (4.0%)	15.12 (5.8%)	13.68 (5.3%)	7.37 (2.8%)	19.73 (9.1%)	54.62 (25.3%)
2007-08	265.00 225.00	4.58 (1.7%)	7.49 (2.8%)	4.81 (1.90%)	11.55 (4.4%)	13.33 (5.0%)	13.30 (5.0%)	9.94 (3.8%)	15.12 (5.7%)	5.49 (2.1%)	7.09 (2.7%)	25.00 (11.1%)	66.61 (29.6%)
2008-09	256.00 230.00	6.21 (2.4%)	2.31 (0.9%)	13.90 (5.4%)	7.07 (3%)	17.62 (7%)	14.95 (5.8%)	16.79 (6.5%)	10.74 (4.2%)	15.42 (6.02)	12.43 (4.8%)	28.39 (12.3%)	50.92 (22.1%)
2009-10	305.00	4.66 2%	10.42 3%	17.85 6%	17.4 6%	19.28 6%	17.52 6%	19.86 7%	8.81 3%				

Monthwise Comparison of ADP Data



1.2 Cumulative ADP Expenditure (July'09- February'10)

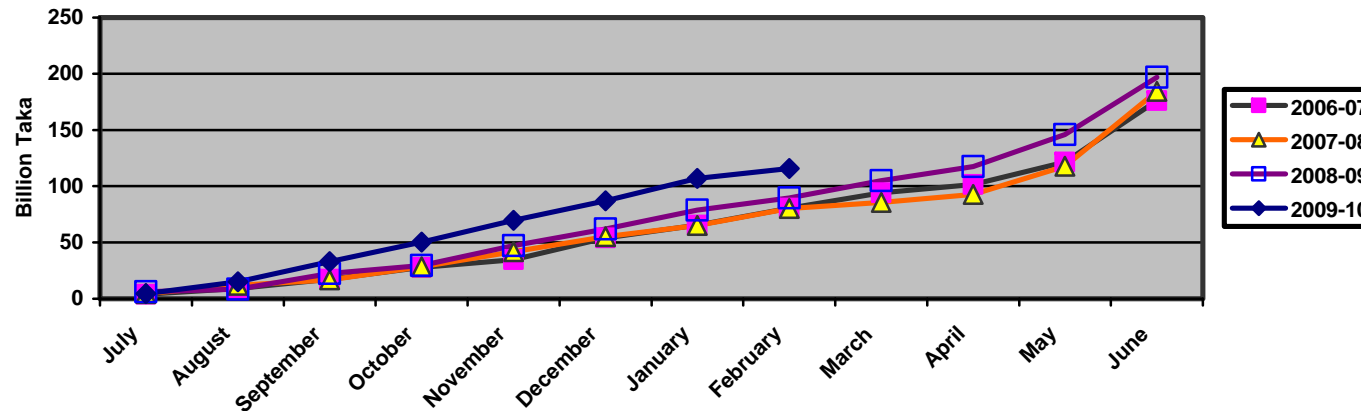
(Taka in Billion)

Allocation		Expenditure											
Fiscal year	ADP/ RADP	July Amount (%)	August Amount (%)	September Amount (%)	October Amount (%)	November Amount (%)	December Amount (%)	January Amount (%)	February Amount (%)	March Amount (%)	April Amount (%)	May Amount (%)	June Amount (%)
2006-07	260.00 216.00	3.97 (1.5%)	9.22 (3.5%)	17.29 (6.7%)	27.92 (10.7%)	34.78 (13.3%)	53.99 (20.7%)	65.42 (25.2%)	80.54 (30.9%)	94.22 (36.2%)	101.59 (39.1%)	121.32 (56.2%)	175.94 (81.5%)
2007-08	265.00 225.00	4.58 (1.5%)	12.07 (4.5%)	16.88 (6.4%)	28.43 (10.7%)	41.76 (15.8%)	55.06 (20.7%)	65.00 (24.5%)	80.12 (30.23%)	85.61 (32.3%)	92.70 (35.0)	117.70 (52.3%)	184.31 (81.9%)
2008-09	256.00 230.00	6.21 2.4%	8.52 (3.3%)	22.42 (9 %)	29.49 (12%)	47.11 (18.5%)	62.06 (24.2%)	78.85 (31%)	89.59 (35%)	105.01 (41%)	117.44 (46%)	145.83 63%	196.75 (86%)
2009-10	305.00	4.66 2%	15.08 5%	32.93 11%	50.33 17%	69.61 23%	87.13 29%	106.99 35%	115.80 38%				

* Expenditure Shown against ADP from July-April of respective 4 years

** Expenditure Shown against RADP from May-June of respective 3 year

Cumulative ADP Expenditure



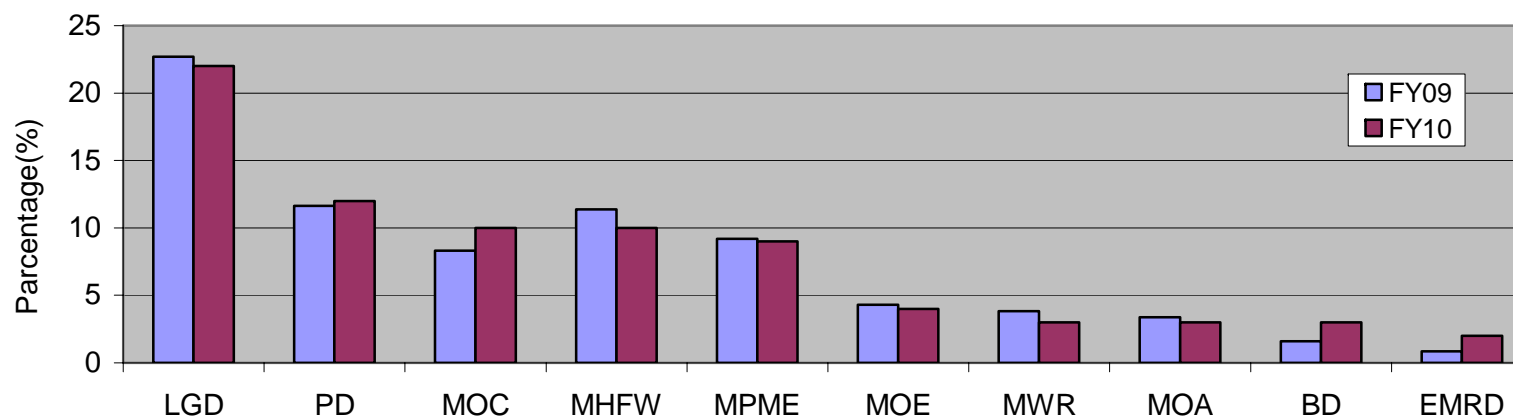
2.1 10 Ministries with Highest ADP Allocation in FY 2009-10:

(Taka in Billion)

Sl. No.	Ministry/Division	FY 2008-09		Current FY 2009-10	
		Allocation	Percentage of Total National Dev. Budget	Allocation	Percentage of Total National Dev. Budget
1.	Local Government Division	52.20	22.70%	67.36	22 %
2.	Power Division	26.77	11.64%	35.74	12 %
3.	Roads and Rail Division	19.12	8.31%	30.89	10 %
4.	M/O Health and Family Welfare	26.15	11.37%	30.75	10 %
5.	M/O Primary & Mass Education	21.14	9.19%	28.62	9 %
6.	Ministry of Education	9.86	4.29%	11.01	4 %
7.	Ministry of Water Resources	8.81	3.83%	9.36	3 %
8.	Ministry of Agriculture	7.75	3.37%	8.95	3 %
9.	Bridges Division	3.68	1.6%	8.00	3 %
10.	Energy & Mineral R. Division	1.99	0.86%	7.04	2 %
	Total:	177.47	77.16%	237.72	78 %

Total ADP Allocation in 2009-10 = 305.00 Billion.

Ten Ministries With Highest ADP Allocation in FY 2009-10



2.2 ADP Expenditure (Up to February '2010) of Highest ADP Allocated 10 Ministries:

(Taka in Billion)

Sl. No	Ministry/Division	FY 2008-09		Current FY 2009-10		February '09 to February '10 Expenditure +/-	Position according to highest ADP Expenditure among all Ministry/Division
		Up to February '09 ADP Expenditure	% of Total Allocation	Up to February '10 ADP Expenditure	% of Total Allocation		
1.	Energy & Mineral R. Division	0.65	8%	5.40	77%	69%	2 nd
2.	Ministry of Education	4.25	43%	6.11	56%	13%	8 th
3.	M/O Primary & Mass Education	10.68	45%	13.84	48%	3%	11 th
4.	Ministry of Agriculture	3.40	32%	4.32	48%	16%	12 th
5.	Local Government Division	22.90	41%	26.60	40%	-1%	16 th
6.	Ministry of Water Resources	3.16	38%	3.48	37%	-1%	19 th
7.	M/O Health and Family Welfare	8.80	36%	9.25	30%	-6%	20 th
8.	Power Division	12.28	35%	8.43	23%	-12%	23 rd
9.	Bridges Division	-	-	1.81	23%	-	24 th
10.	Roads and Rail Division	5.32	17%	6.24	20%	3%	27 th
	Total:	71.44	28%	85.48	28%	0%	

ADP Expenditure of Highest ADP Allocated 10 Ministries (Up to February '2010)

